

The ultimate fire experience for your home

MatriX Linear

Our Linear Fires offer a generous fire display across virtually the entire width of the fireplace, regardless of the desired flame height. Even with minimal heat demand, these models perfectly accentuate the beautiful flames.

With MatriX Linear, you enjoy freedom of choice. Choose from various built-in widths and three installation variants, ensuring the fireplace seamlessly fits your interior. Create a unique atmosphere that reflects your style with a range of interior decorations. Our Linear Fires combine popular width and height, providing you with a spacious view of the flames. These models add significant extra length and emphasize the low silhouette of the linear range. Enjoy a stylish fire along the entire length of these impressive fireplaces. Select from stunning horizontal logs with a glowing bed or stylish white pebbles for decoration.

Experience the Faber Double Line Burner: a wide, elongated, and tranquil fire that creates a serene ambiance in any space. The flames burn regularly and fully across almost the entire width of the fireplace. Choose to have a single row of flames at the front or activate both the front and back for an even fuller fire display and more warmth. With quick startup and precise flame height control, this fireplace offers ultimate comfort and convenience.

Easily operate the main functions with the included remote control. For ultimate convenience, install the Faber App on your smartphone or tablet and control the fireplace with a simple tap.

Why opt for the MatriX Linear?

- Extra wide and low gas fire; up to 130 cm of flames!
- Double row of individually adjustable burners; for more intensive flames and added heat output,
- Choice of luxury ceramic log set or white pebbles for an extra modern and luxurious look;
- Adjustable heat output; from maximum 10 to minimum 4 KW.
- Available in various sizes and as front, 2 and 3-sided models.



More information about
the MatriX Linear?
Scan the QR code.

In other words: an impressively sized
fire with fantastic flames.

LINEAR FIRE

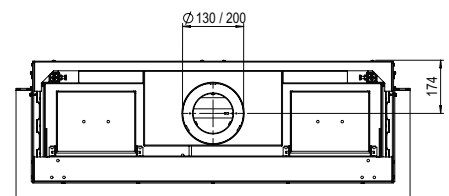
Matrix | 1300/400 III



DECORATION



Flue material 130/200



Specifications

Exterior dimensions WxHxD in mm
1540 x 827 x 452

Fire display WxHxD in mm
1372 x 400 x 257

System
Double Line Burner

Decoration
Log set or White Pebble

Back wall
Back wall smooth steel

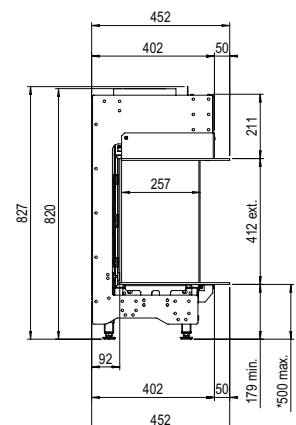
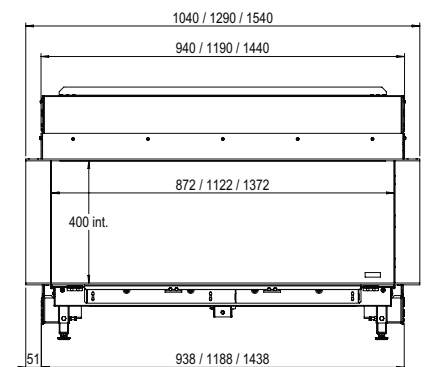
Remote
Via app and ITC Remote

Power
10,5 kW

Operating system
Honeywell

Energy label
B

Options (at a surcharge)
Non-reflective glass
Black glass back wall
Adjustable feet
Wall bracket



* incl. optional adjustable feet

